

Heckelphone Chart

System Template

Author:
Magnus Kongsmo
Karlsen



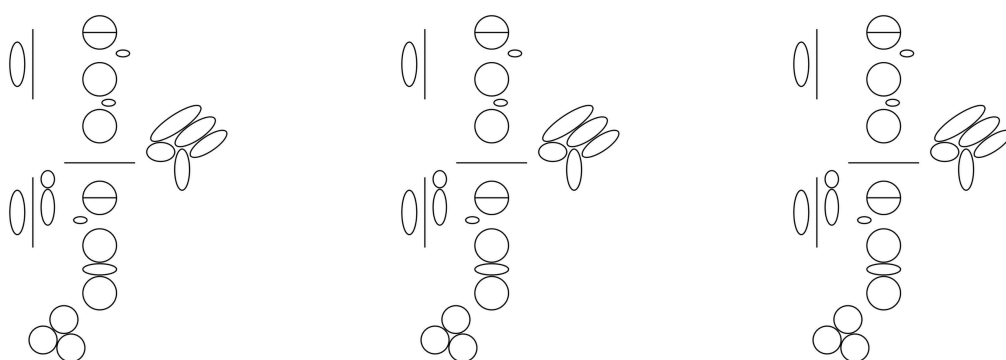
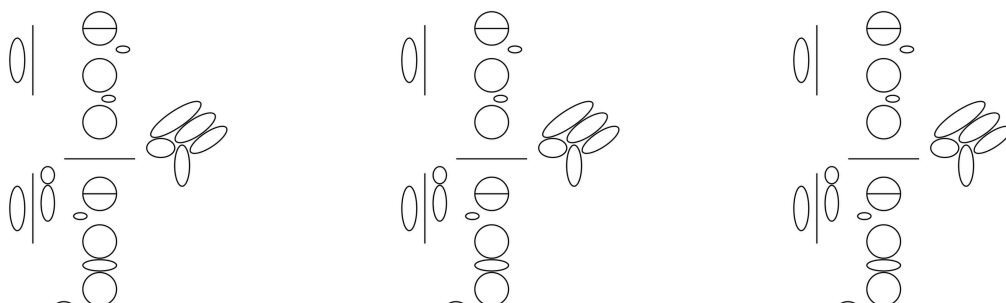
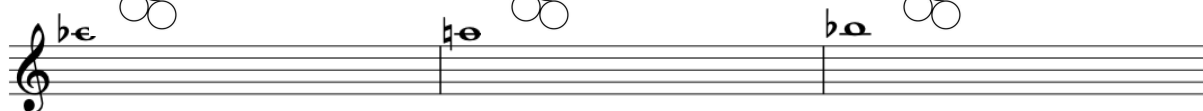
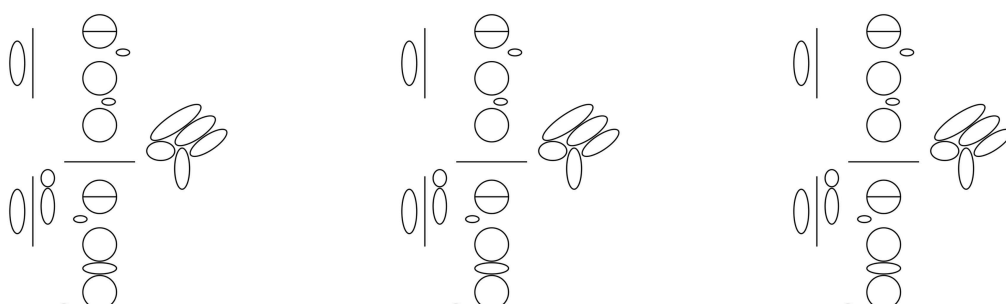
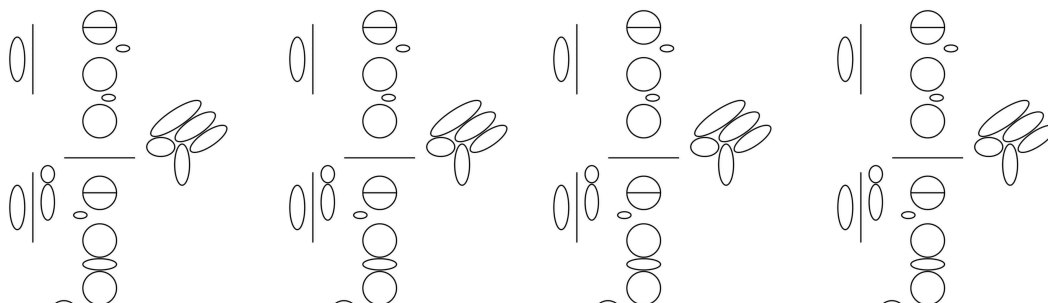
Heckelphone Finger Chart

Conservatoire System

The chart displays four systems of musical staves, each with four measures. Each measure contains a musical staff with a treble clef and a key signature of one flat (B-flat). Below each staff, there are three diagrams illustrating the fingerings for the notes in that measure. The diagrams use circles to represent fingers (1, 2, 3, 4, 5) and lines to represent the keys. The first system shows fingerings for notes from G4 to D5. The second system shows fingerings for notes from E4 to A4. The third system shows fingerings for notes from B3 to E4. The fourth system shows fingerings for notes from F3 to B3.

Heckelphone Finger Chart

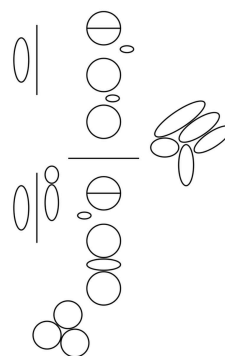
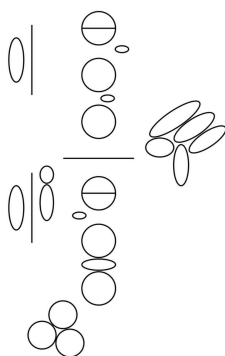
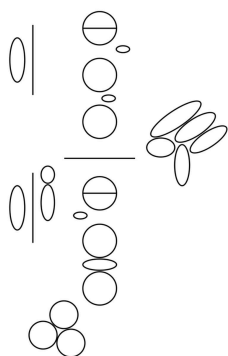

Conservatoire System





Heckelphone Finger Chart

Conservatoire System



Heckelphone Finger Chart

Conservatoire System

Alternative fingerings:




Diagram of a Heckelphone with fingerings and a musical staff. The diagram shows the instrument with fingerings indicated by numbers 1-4. The musical staff is a five-line staff with a treble clef.




Diagram of a Heckelphone with fingerings and a musical staff. The diagram shows the instrument with fingerings indicated by numbers 1-4. The musical staff is a five-line staff with a treble clef.


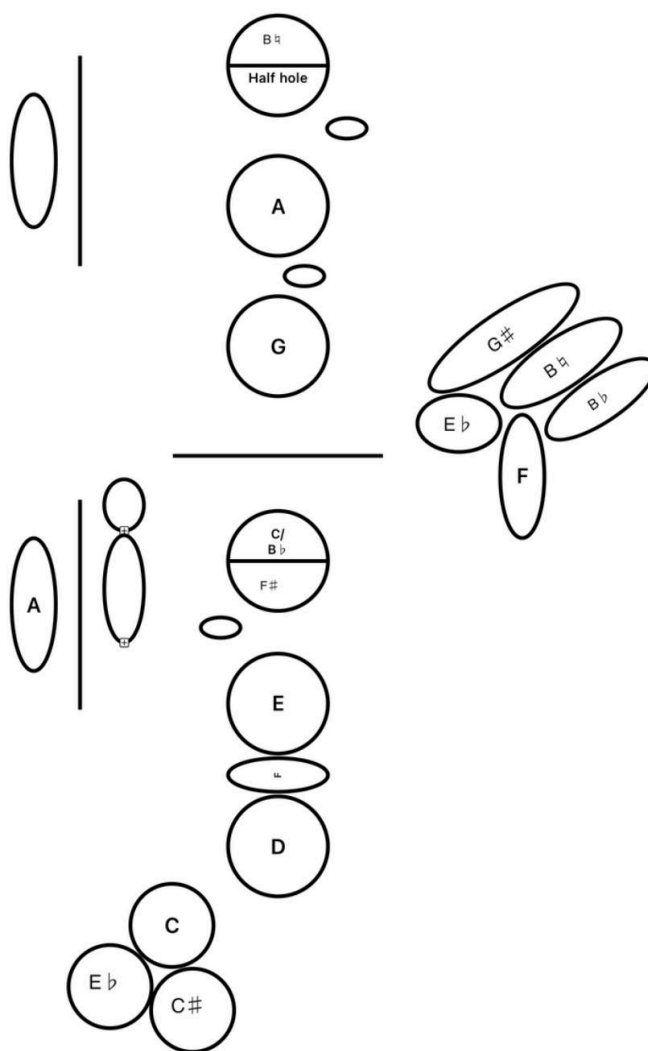


Diagram of a Heckelphone with fingerings and a musical staff. The diagram shows the instrument with fingerings indicated by numbers 1-4. The musical staff is a five-line staff with a treble clef.

Heckelphone Finger Chart

Conservatoire System

Labelled System:



*Please note that this is a generalised system meaning that your instrument might have some additional or fewer keys